



Antec

CONSTELLATION
SERIES

C8
BLACK

FULL-VIEW PC CASE

SEAMLESS EDGE ON FRONT & SIDE PANEL

The front and left panel employ a unique 45° beveling technique that breaks the barrier between the two pieces of glass. The extremely fine edge of the glass joint enhances the uninterrupted, panoramic, and ultra-transparent visual experience of the 270° view, allowing comprehensive showcase of high-end PC components and dazzling lighting effects.



AIRFLOW

VERTICAL COOLING

Can accommodate three 120mm/140mm or two 160mm fans each on top and bottom for efficient GPU cooling.



THREE-WAY FAN BRACKET

BOTTOM FAN CONFIGURATION

Comes with interchangeable fan brackets to cater to fans of different sizes.

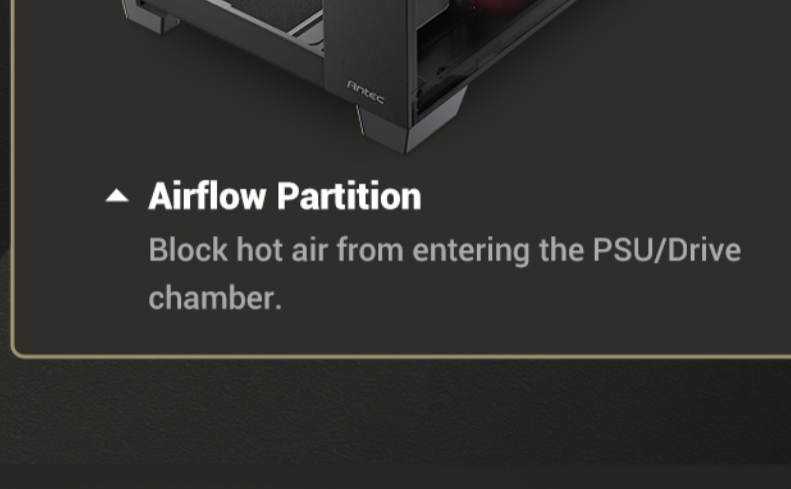
Remove 120mm/140mm fan bracket

FULL CUT-OUT DESIGN
for enhanced air intake.

2 x 160mm Fan Installation



3 x 120mm Fan Installation




3 x 140mm Fan Installation

AIRFLOW


DUAL CHAMBER

Independent cooling for CPU/GPU on the left side & PSU/Drives on the right side.

COOLING FOR CPU/GPU



COOLING FOR PSU/DRIVES

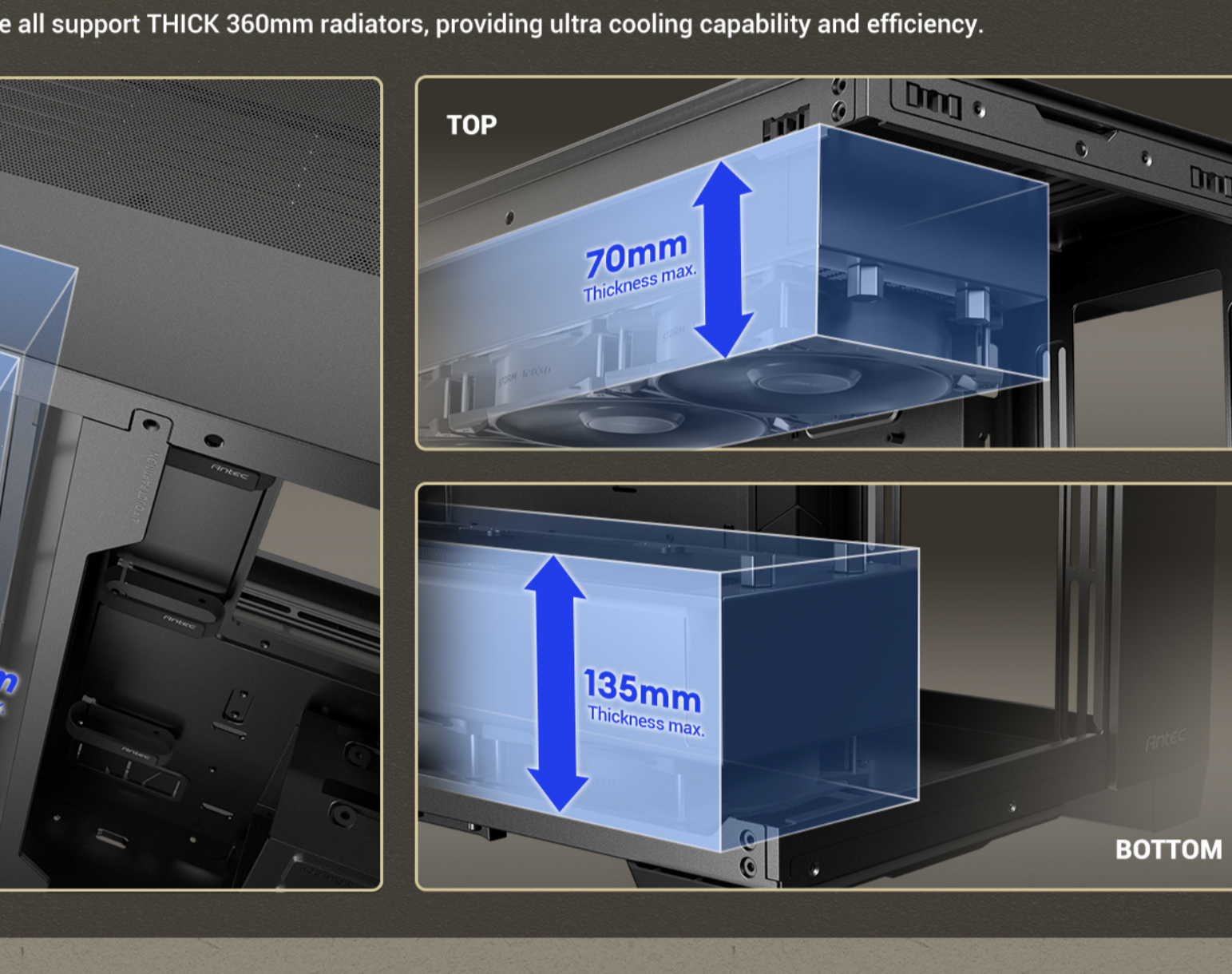


Airflow Partition
Block hot air from entering the PSU/Drive chamber.

EXTREMELY COOL

BEST COOLING DESIGN

Support 3 x 360mm radiators on top, bottom, and side simultaneously for liquid cooling.



Push-Pull

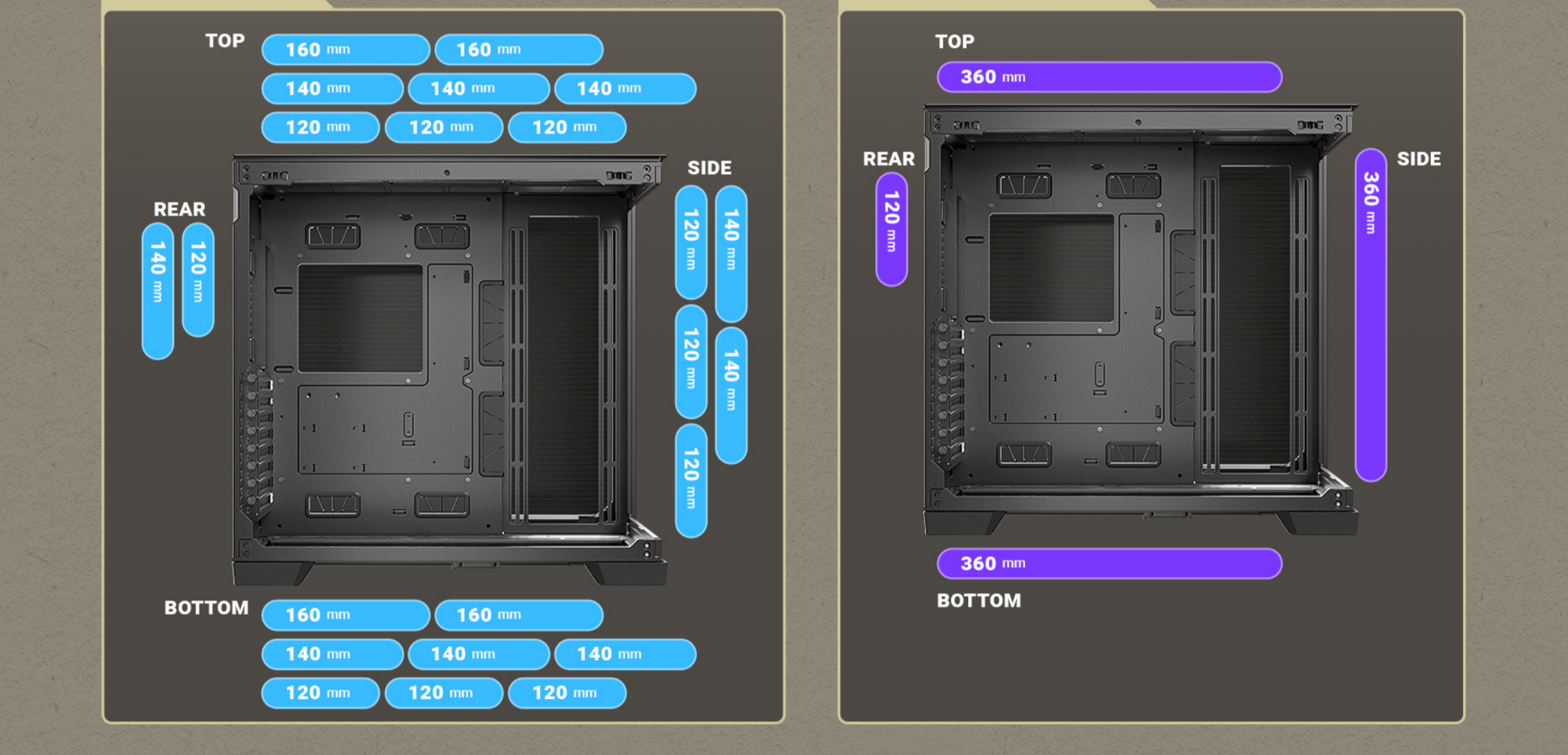
411mm
Length max.




EXTREMELY COOL

CAVERNOUS SPACE FOR EXTREME LIQUID COOLING

Top, bottom and right side all support THICK 360mm radiators, providing ultra cooling capability and efficiency.



SIDE



BOTTOM

COOLING COMPATIBILITY

BEST COOLING DESIGN

- Up to 10 fans simultaneously.
- Supports 2 x 160mm fans on top / 2 x 160mm fans on bottom / 1 x 140mm fan at rear

FAN SUPPORT



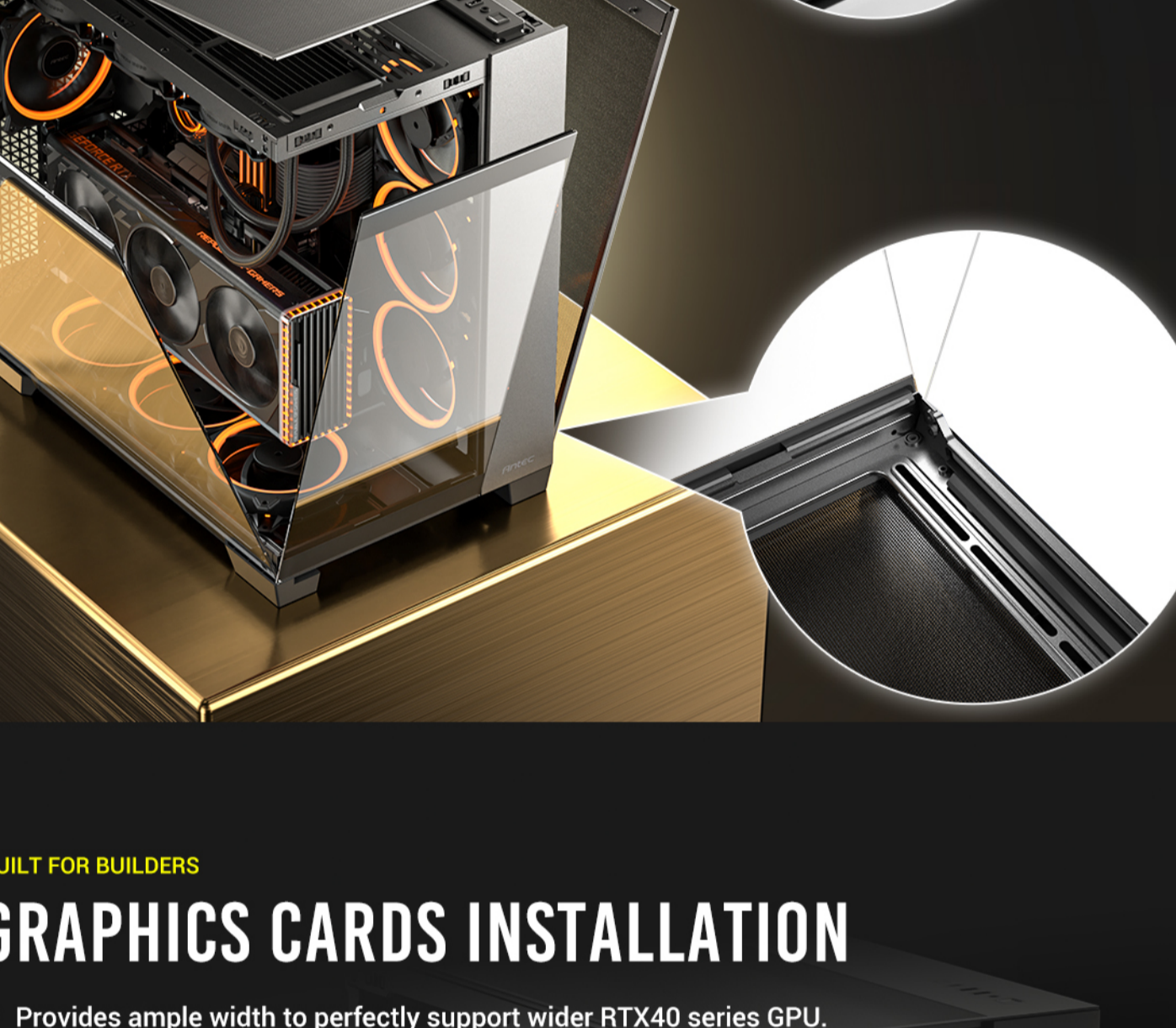
RADIATOR SUPPORT



DUSTPROOF DESIGN

AIR INTAKE AND DUST FILTER

- A TOP | Full mesh panel
- B RIGHT SIDE | Full mesh panel
- C BOTTOM | Full-pulled-out dust filter



IMPRESSIVE STRUCTURE

0.8MM + 1.0MM THICK STEEL & TOOL-FREE DESIGN


The ultra robust 0.8mm & 1mm steel brings unwavering protection, and the tool-free quick-release panels on the front, top and sides make the assembly and cleaning of components simplified than ever.



BUILT FOR BUILDERS

GRAPHICS CARDS INSTALLATION

- Provides ample width to perfectly support wider RTX40 series GPU.
- Supports vertical GPU riser brackets after removal.
- Features 8 reusable PCIe slot covers.




Vertical Graphics Card Installation

▲ 8 x Fully Open PCIe Slots

POWERFUL COMPATIBILITY

POWER SUPPLY INSTALLATION

- Stylish PSU bracket with rubber pad to prevent scratch
- Vast room to house power supplies up to 210mm in length
- Support side-interface power supplies



210mm
Length max.

EVERYTHING ORGANIZED

CABLE MANAGEMENT

- A Interior velcro strap x 4
- B Rear velcro strap x 2
- C Cable routing rubber grommet x 6



I/O Cable Cover

50mm
Depth max.


90mm
Depth max.

Clearance for Cable Management: 90mm

Clearance for Right Side Radiator Installation: 50mm

I/O PANEL

- Mainstream Type-C (10Gbps) port for high-speed transmission
- Dust plugs for dust prevention
- Mic/Audio 2-in-1 port



Reset

Type-C 10Gbps

USB 3.0

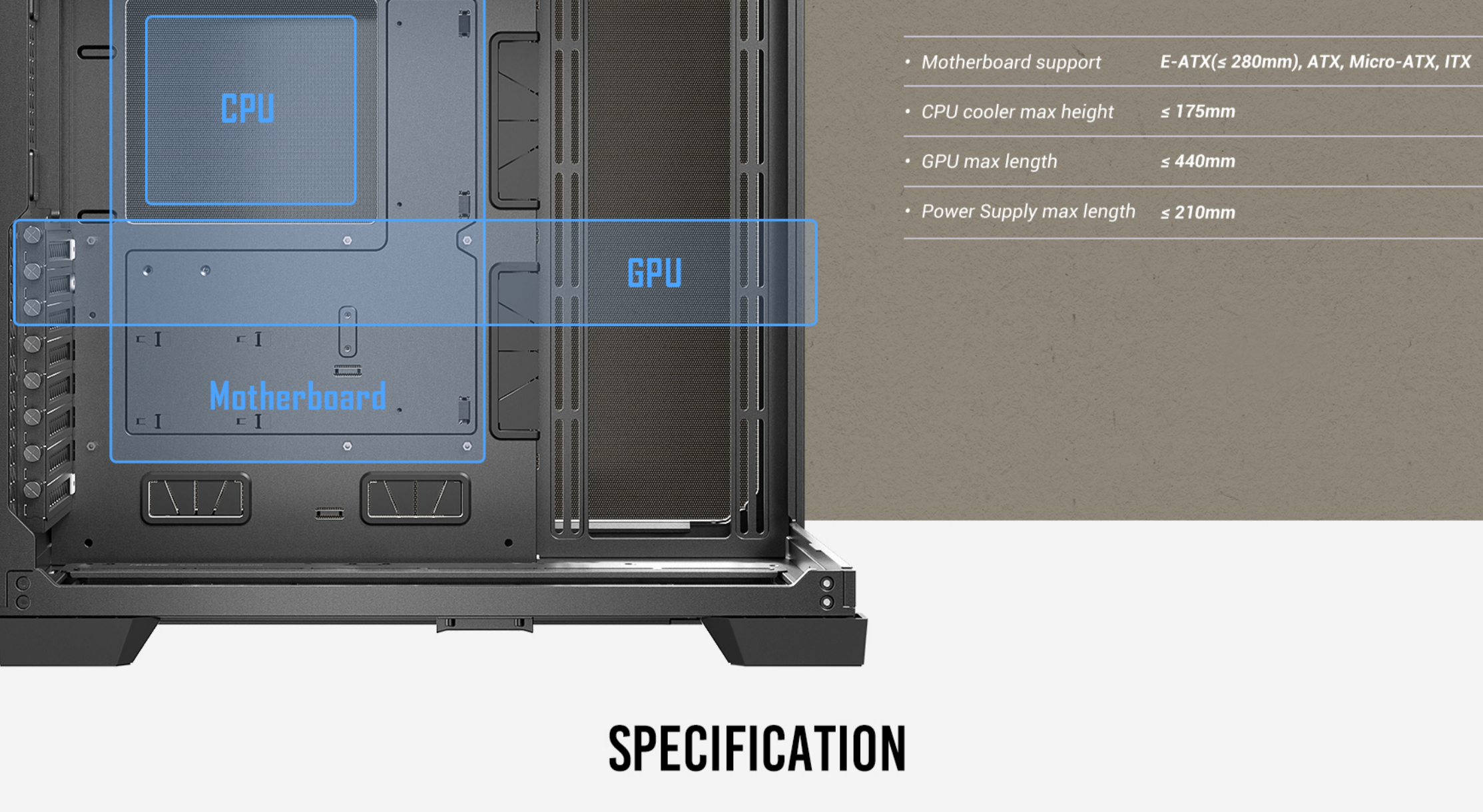
Headphone/Mic Combo Jack

Power

STORAGE COMPATIBILITY

MODULAR DRIVE TRAYS

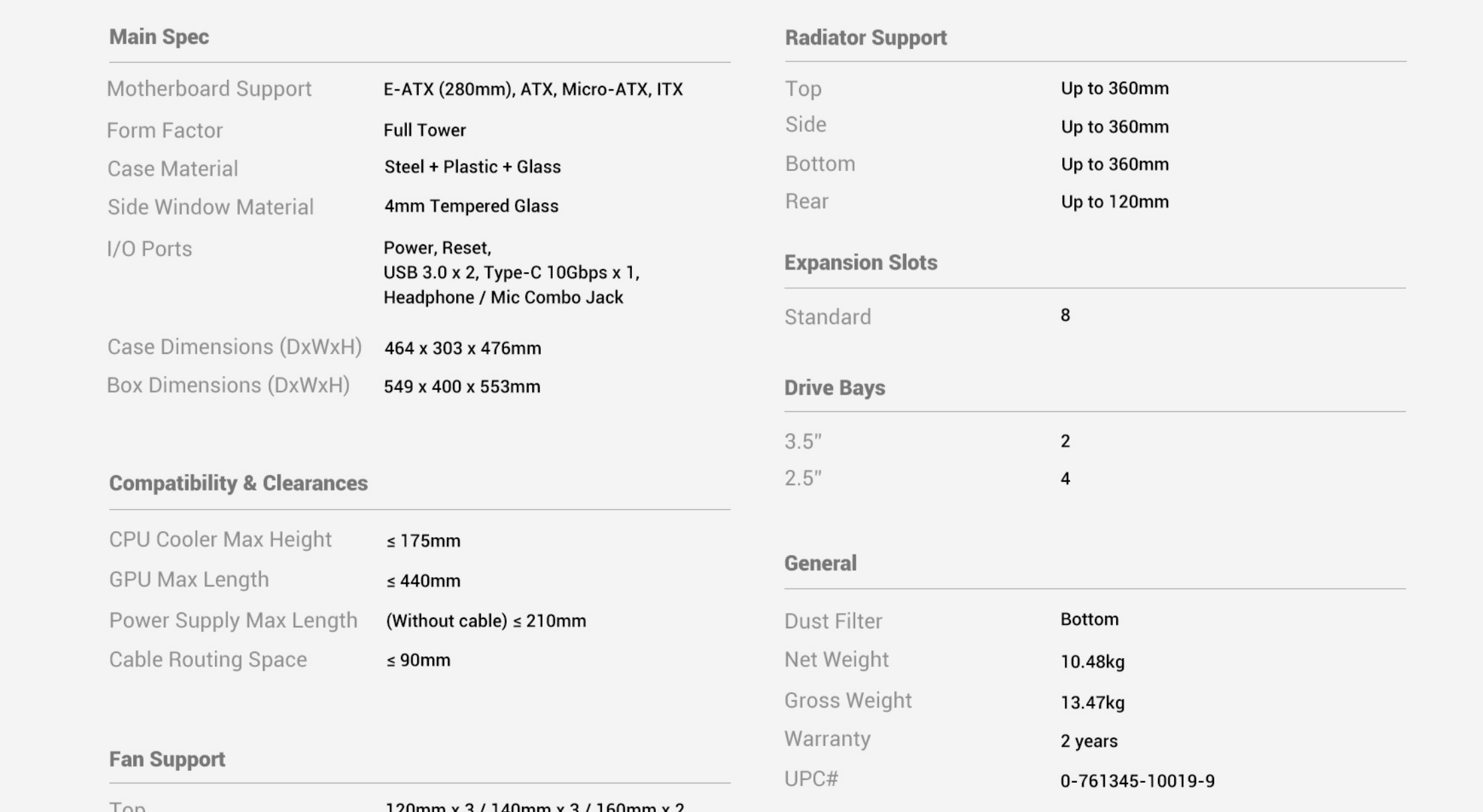
Supports up to 6 drives: 2 x 3.5" HDD & 4 x 2.5" SSD



CASE COMPATIBILITY

EXTENSIVE INTERIOR

- Motherboard support E-ATX (≤ 280mm), ATX, Micro-ATX, ITX
- CPU cooler max height ≤ 175mm
- GPU max length ≤ 440mm
- Power Supply max length ≤ 210mm



SPECIFICATION

Main Spec

Motherboard Support	E-ATX (280mm), ATX, Micro-ATX, ITX
Form Factor	Full Tower
Case Material	Steel + Plastic + Glass
Side Window Material	4mm Tempered Glass
I/O Ports	Power, Reset, USB 3.0 x 2, Type-C 10Gbps x 1, Headphone / Mic Combo Jack
Case Dimensions (DxWxH)	464 x 303 x 476mm
Box Dimensions (DxWxH)	549 x 400 x 553mm

Compatibility & Clearances

CPU Cooler Max Height	≤ 175mm
GPU Max Length	≤ 440mm
Power Supply Max Length	(Without cable) ≤ 210mm
Cable Routing Space	≤ 90mm

Fan Support

Top	120mm x 3 / 140mm x 3 / 160mm x 2
Side	120mm x 3 / 140mm x 2
Bottom	120mm x 3 / 140mm x 3 / 160mm x 2
Rear	120mm x 1 / 140mm x 1

Radiator Support

Top	Up to 360mm
Side	Up to 360mm
Bottom	Up to 360mm
Rear	Up to 120mm

Expansion Slots

Standard	8
----------	---

Drive Bays

3.5"	2
2.5"	4

General

Dust Filter	Bottom
Net Weight	10.48kg
Gross Weight	13.47kg
Warranty	2 years
UPC#	0-761345-10019-9

