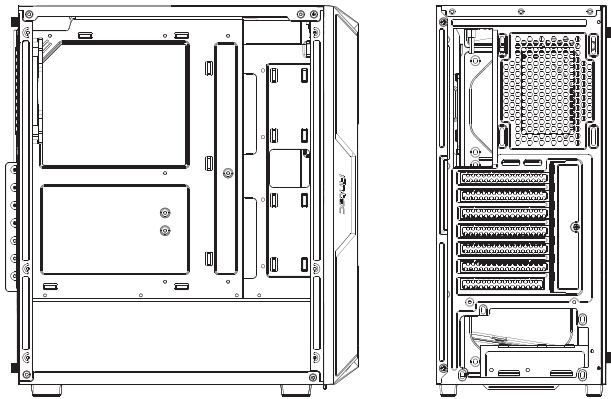
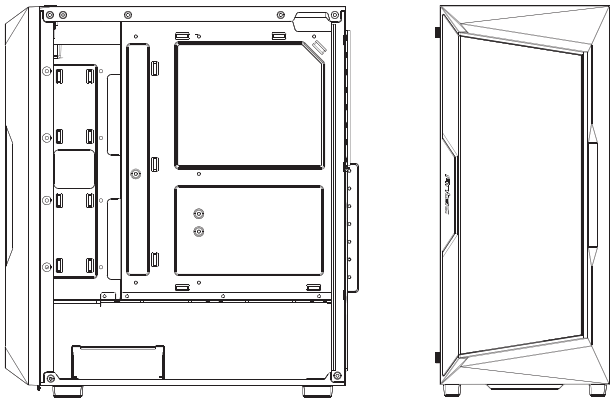
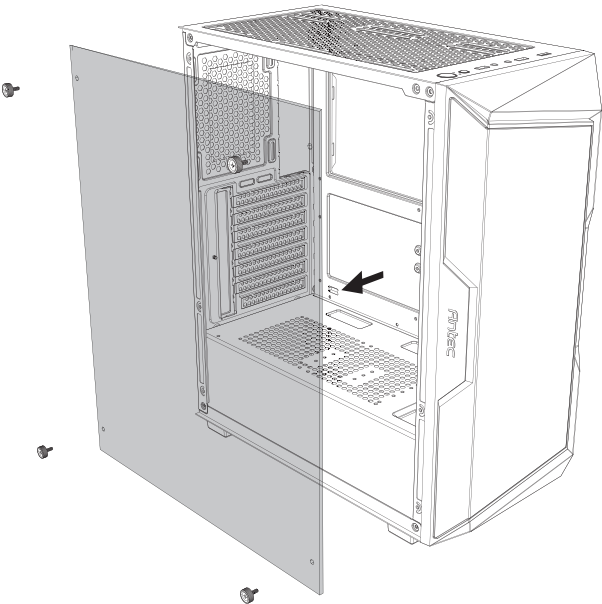


AX61

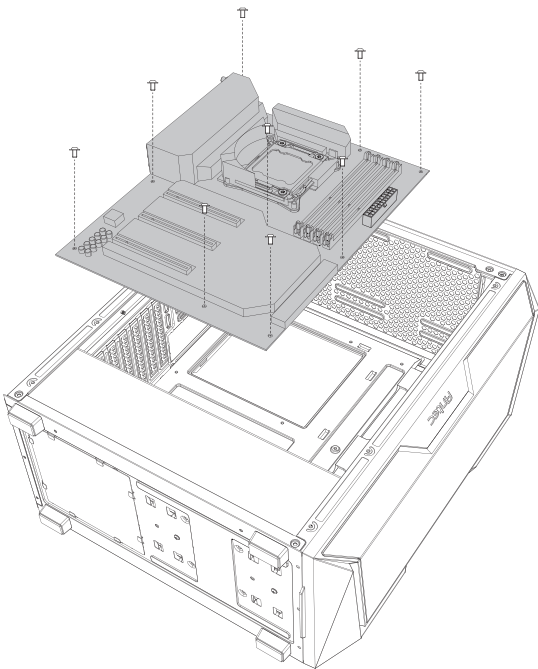
AX61 - Fanless
AX61 Elite - 4 ARGB Fans Preinstalled



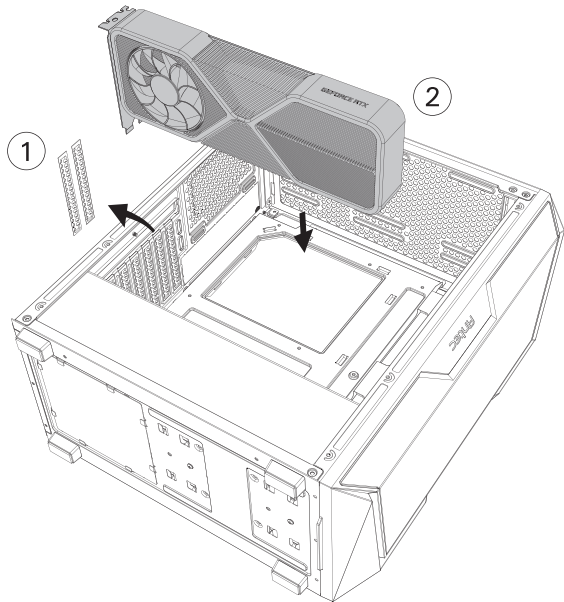
- 1 REMOVE SIDE PANEL**
EXTRACCIÓN DEL PANEL LATERAL
SEITENWAND ENTFERNEN
RETIRER LE PANNEAU LATÉRAL
사이드 패널 분리
サイドパネルを取り外します
拆下側面板



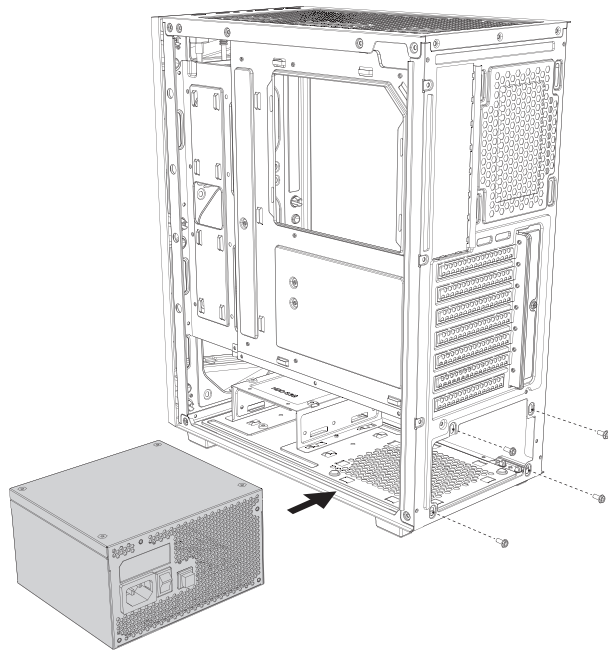
- 2 MOTHERBOARD INSTALLATION**
INSTALACIÓN DE LA PLACA BASE
INSTALLATION DES MOTHERBOARDS
INSTALLATION DE LA CARTE MÈRE
메인보드 장착
マザーボードの設置
安装主板



- 3 VGA/PCI-EXPRESS CARD INSTALLATION**
INSTALACIÓN EXPRES DE LA TARJETA VGA/PCI
VGA / PCI-EXPRESS KARTENINSTALLATION
INSTALLATION DE LA CARTE VGA/PCI-EXPRESS
VGA/PCI-E 카드 장착
VGA/PCI-Eの設置
安装VGA/PCI-E卡

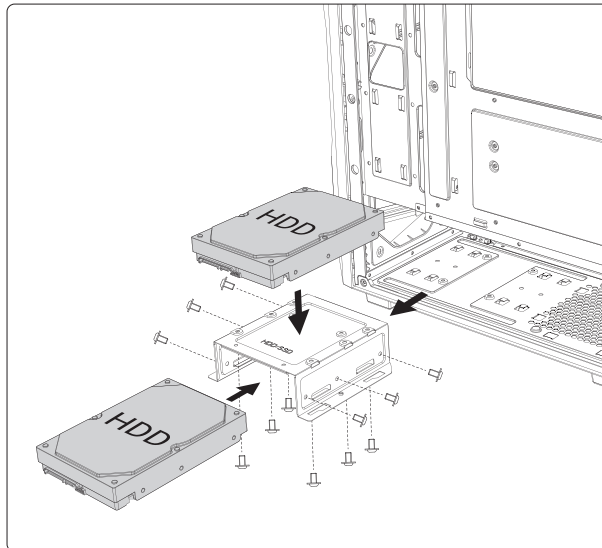


4 POWER SUPPLY INSTALLATION
 INSTALACIÓN DE LA FUENTE DE ALIMENTACIÓN
 INSTALLATION DES NETZTEILS
 INSTALLATION DU BLOC D'ALIMENTATION
 파워서플라이 장착
 電源の設置
 安装电源组件

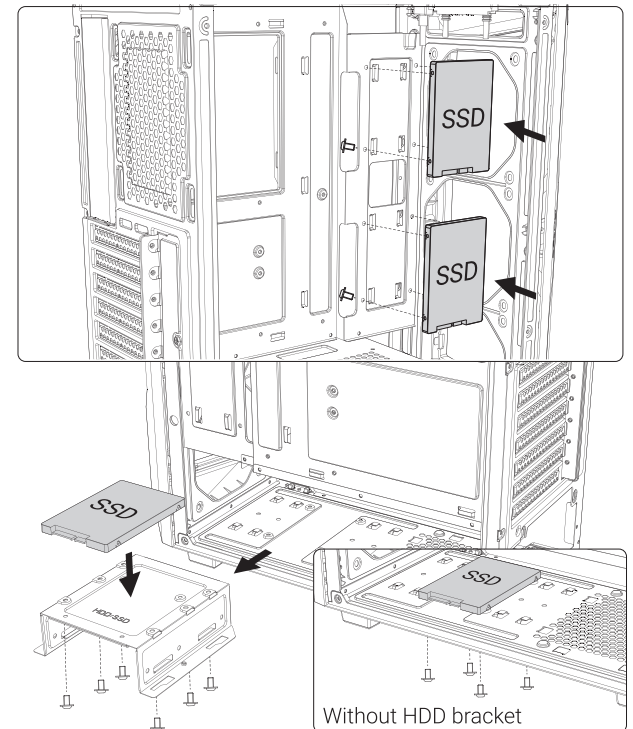


5 HARD DISK INSTALLATION
 INSTALACIÓN DEL DISCO DURO
 FESTPLATTENINSTALLATION
 INSTALLATION DES DISQUES DURS
 드라이브 장착
 ドライブの設置
 安装驱动器

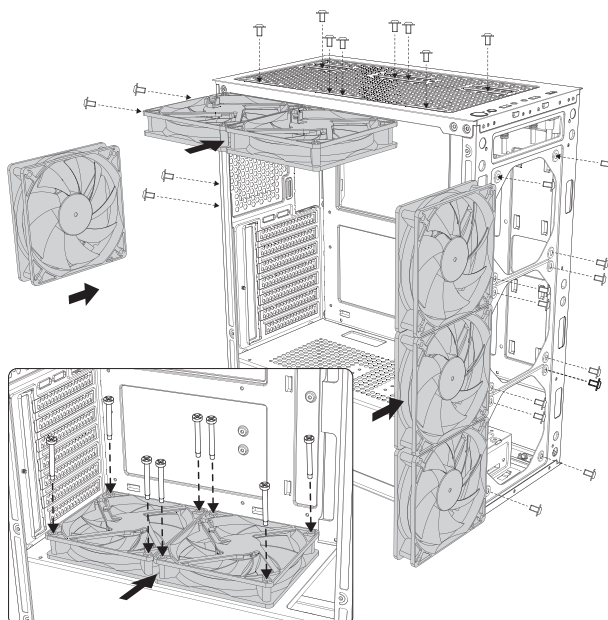
A. INSTALLING A 3.5" HARD DISK DRIVE
 INSTALAR UNA RANURA DE DISCO DURO DE 3.5"
 INSTALLATION EINES 3.5 "FESTPLATTENLAUFWERKS
 INSTALLER UN DISQUE DUR 3.5"
 3.5" HDD 장착
 3.5"ドライブの設置
 3.5寸硬盘安装



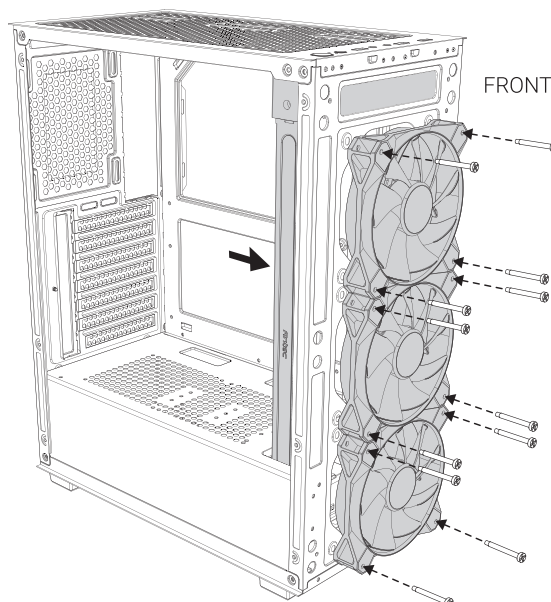
B. INSTALLING A 2.5" SOLID STATE DRIVE
 INSTALAR UNA RANURA SOLID STATE DE 2.5"
 INSTALLATION EINER 2.5 ZOLL SSD
 INSTALLER UN DISQUE DUR 2.5"
 2.5" SSD 장착
 2.5"ドライブの設置
 2.5寸硬盘安装



6 FAN INSTALLATION
 INSTALAR VENTILADOR
 LÜFTERINSTALLATION
 INSTALLATION DU VENTILATEUR
 팬 장착
 ケースファンの設置
 风扇安装



7 INSTALLING LIQUID COOLING RADIATOR
 INSTALAR EL RADIADOR DE REFRIGERACIÓN LÍQUIDA
 INSTALLATION EINES FLÜSSIGKEITSKÜHLERS
 INSTALLATION D'UN KIT DE REFROIDISSEMENT LIQUIDE
 수냉쿨러 장착
 水冷の設置
 水冷安装



Antec®

www.Antec.com

All rights reserved. Specifications are subject to change without prior notice. Actual products and accessories may differ from illustrations. Omissions and printing errors excepted. Content of delivery might differ in different countries or areas. Some trademarks may be claimed as the property of others.

V2.2

©1986 – 2022 Antec, Inc. All rights reserved.